



2013



Round 4 & 5 : Sydney Motorsports Park : August 1 - 4

SUPERSPORT

Round 5 - Practice 2

Date: 02/08/13
 Event: P19
 Weather: Mostly sunny - Temp: 18.5C
 Track: Dry - Temp: 30.6C

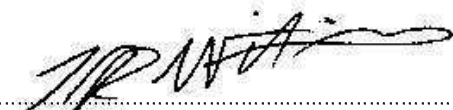
Started at: 13:14:57
 Laps: 15 Min
 Starters: 16
 Printed at: 13:36

PROVISIONAL CLASSIFICATION

Pos	No	Gr	Name	Machine	Fastest Lap	On Lap	Behind Prev	Behind Leader	Top Speed
1	2	A	Daniel FALZON (SA) / Yamaha / Catterpillar EPSA / Yamaha	Yamaha YZF-R6	1:35.515	2 of 6			264
2	82	A	Chris QUINN (NSW) / Coopers Pale Ale Yamaha / Holmes Extractive Resources	Yamaha YZF-R6	1:35.603	6 of 7	.088	.088	260
3	64	B	Aaron MORRIS (VIC) / Maxima Yamaha / Ohlins / Arrow / Pirelli / RK Bell / Alpine Stars	Yamaha YZF-R6	1:35.889	2 of 5	.286	.374	264
4	78	B	Michael BLAIR (NSW) / YRD / Blair Build / M & C Plant / Campbells Building Materials	Yamaha YZF-R6	1:36.045	4 of 6	.156	.530	264
5	69	A	Michael LOCKART (NSW) / EPL International / Amorini / Armstrong Consulting / Kawasaki	Kawasaki ZX6R	1:36.928	3 of 7	.883	1.413	248
6	84	C	Thomas BRYDEN (NSW)	Yamaha YZF-R6	1:38.235	5 of 7	1.307	2.720	254
7	18	D	Mohd RAMDAN (MAL) / Team Petronas AHM Malaysia	Yamaha YZF-R6	1:38.361	2 of 6	.126	2.846	251
8	65	C	Hudson PITT (SA) / Hudson Pitt / Hyperfert / Underground Designs / All Bake Services	Suzuki GSX-R	1:38.460	3 of 5	.099	2.945	254
9	66	B	Aaiden COOTE (WA) / SP Racing / MSC Safe Co / Motorcycle Panel & Paint / SK Mining Serv.	Honda CBR RR	1:38.744	2 of 8	.284	3.229	257
10	68	C	Mitch LEVY (NSW) / Racers Edge Performance / Pirelli / MOTUL	Suzuki GSX-R	1:38.909	3 of 8	.165	3.394	260
11	52	A	Ryan TAYLOR (VIC) / Yamaha / Pirelli / Motul / YRD / SW Racing	Yamaha YZF-R6	1:39.047	1 of 2	.138	3.532	257
12	58	B	Anthony QUINN (NSW) / Coopers Pale Ale Yamaha / Holmes Extractive Resources	Yamaha YZF-R6	1:39.803	3 of 6	.756	4.288	251
13	50	B	Callum SPRIGGS (QLD) / YRD / Allsite Concrete Cutting / XXX Rated Suspensions	Yamaha YZF-R6	1:41.134	2 of 3	1.331	5.619	233
14	32	D	David ROUGHLEY (QLD) / Lismore Motorcycles / Tyres For Bikes / Mick's Fix / Arlen Ness	Yamaha YZF-R6	1:43.688	8 of 8	2.554	8.173	251
15	24		Daniel MAYES (QLD)	Suzuki GSX-R	1:44.335	4 of 5	.647	8.820	236
16	89		Anthony VILLELLA (QLD) / 2 wheels 'n' wear / Prime Clothing and Graphics	Suzuki GSX-R	1:44.897	2 of 5	.562	9.382	248

Current best lap for SS class - 1:32.009 by Jamie STAUFFER (NSW) on a Yamaha YZF-R6 set on 15/03/08



 Chief Time Keeper - Scott Laing


 Clerk of Course - Tom Williams



Computime Race Timing Systems Pty Ltd © 1996
 Licensed to Computime Race Timing Systems
www.computime.com.au

COMPUTIME RACE TIMING SYSTEMS PTY LTD
 9 Timber Lane, Glen Waverley, Vic 3150. Ph : 0418 17 13 17
 E-mail : scott@computime.com.au





2013



SUPERBIKE CHAMPIONSHIPS

BROUGHT TO YOU BY



www.ma.org.au

**Round 4 & 5 : Sydney Motorsports Park : August 1 - 4****SUPERSPORT****Round 5 - Practice 2**

Date: 02/08/13
 Event: P19
 Weather: Mostly sunny - Temp: 18.5C
 Track: Dry - Temp: 30.6C

Started at: 13:14:57
 Laps: 15 Min
 Starters: 16
 Printed at: 13:36

PROVISIONAL LAP TIMES

No	Name	Lap 1	Lap 2	Lap 3	Lap 4	Lap 5	Lap 6	Lap 7	Lap 8
2	Daniel FALZON (SA)	1:37.202	1:35.515	1:38.163	1:35.879	1:46.095	1:52.738		
18	Mohd RAMDAN (MAL)	1:39.214	1:38.361	2:00.486	1:43.496	1:45.369	1:57.562		
24	Daniel MAYES (QLD)	1:45.560	1:46.723	1:45.329	1:44.335	2:13.564			
32	David ROUGHLEY (QLD)	1:48.526	1:47.374	1:46.128	1:45.139	1:45.152	1:44.671	1:44.145	1:43.688
50	Callum SPRIGGS (QLD)	1:43.050	1:41.134	1:58.462					
52	Ryan TAYLOR (VIC)	1:39.047	1:52.246						
58	Anthony QUINN (NSW)	1:42.650	1:40.185	1:39.803	1:39.887	1:40.169	2:29.718		
64	Aaron MORRIS (VIC)	1:36.478	1:35.889	1:36.809	1:36.103	1:49.931			
65	Hudson PITT (SA)	1:38.986	1:38.774	1:38.460	1:39.215	1:56.076			
66	Aaiden COOTE (WA)	1:38.948	1:38.744	1:38.799	1:39.603	1:44.573	1:57.571	2:31.517	1:38.945
68	Mitch LEVY (NSW)	1:40.066	1:39.039	1:38.909	1:39.346	1:39.787	1:43.602	1:52.724	2:38.517
69	Michael LOCKART (NSW)	1:38.597	1:37.339	1:36.928	1:55.506	2:54.983	1:37.007	1:39.809	
78	Michael BLAIR (NSW)	1:36.725	1:36.169	1:43.751	1:36.045	1:36.503	2:06.741		
82	Chris QUINN (NSW)	1:40.972	1:43.385	3:39.428	1:36.083	1:35.883	1:35.603	1:35.631	
84	Thomas BRYDEN (NSW)	1:43.146	1:39.931	1:39.960	1:38.492	1:38.235	1:57.384	3:23.074	
89	Anthony VILLELLA (QLD)	1:45.558	1:44.897	1:44.963	1:45.041	1:45.928			

Scott Laing
 Chief Time Keeper - Scott Laing

Tom Williams
 Clerk of Course - Tom Williams




Computime Race Timing Systems Pty Ltd © 1996

Licensed to Computime Race Timing Systems

www.computime.com.au**COMPUTIME RACE TIMING SYSTEMS PTY LTD**

9 Timber Lane, Glen Waverley, Vic 3150. Ph : 0418 17 13 17

E-mail : scott@computime.com.au





2013

SUPERBIKE CHAMPIONSHIPS
BROUGHT TO YOU BY**Round 4 & 5 : Sydney Motorsports Park : August 1 - 4****SUPERSPORT****Round 5 - Practice 2**Date: 02/08/13
Event: P19
Weather: Mostly sunny - Temp: 18.5C
Track: Dry - Temp: 30.6CStarted at: 13:14:57
Laps: 15 Min
Starters: 16
Printed at: 13:36**PROVISIONAL SPLIT TIMES**

Lap	Split 1	Split 2	Split 3	Lap Time	Speed	Lap	Split 1	Split 2	Split 3	Lap Time	Speed
2 Daniel FALZON (SA) (1st)						1	1:03.146	46.758	28.177	2:18.081	231
1	35.094	43.440	26.960	1:45.494	254	2	31.759	44.038	27.253	1:43.050	231
2	29.894	41.157	26.151	1:37.202	260	3	30.659	43.434	27.041	1:41.134	233
3	29.124	40.599	25.792	1:35.515	260	4	32.384	45.156	40.922	1:58.462	
4	29.865	41.871	26.427	1:38.163	257	52 Ryan TAYLOR (VIC) (11th)					
5	29.158	40.646	26.075	1:35.879	264	1	2:06.202	44.130	27.366	3:17.698	257
6	34.163	45.523	26.409	1:46.095	260	2	30.422	42.281	26.344	1:39.047	254
7	31.999	44.576	36.163	1:52.738		3	30.187	42.546	39.513	1:52.246	
18 Mohd RAMDAN (MAL) (7th)						58 Anthony QUINN (NSW) (12th)					
1	51.807	50.481	27.704	2:09.992	248	1	1:24.922	45.923	27.749	2:38.594	245
2	30.678	41.917	26.619	1:39.214	248	2	31.957	43.599	27.094	1:42.650	251
3	30.078	41.735	26.548	1:38.361	251	3	30.938	42.337	26.910	1:40.185	245
4	42.076	50.690	27.720	2:00.486	242	4	30.636	42.277	26.890	1:39.803	251
5	31.477	45.334	26.685	1:43.496	242	5	30.657	42.308	26.922	1:39.887	248
6	30.537	45.885	28.947	1:45.369	236	6	30.806	42.437	26.926	1:40.169	245
7	30.820	44.515	42.227	1:57.562		7	36.917	1:07.089	45.712	2:29.718	
24 Daniel MAYES (QLD) (15th)						64 Aaron MORRIS (VIC) (3rd)					
1	4:59.595	47.579	28.296	6:15.470	236	1	49.602	42.902	26.658	1:59.162	248
2	32.942	44.862	27.756	1:45.560	233	2	29.268	41.049	26.161	1:36.478	254
3	32.182	44.734	29.807	1:46.723	233	3	29.001	40.823	26.065	1:35.889	264
4	31.982	45.399	27.948	1:45.329	233	4	28.865	41.015	26.929	1:36.809	251
5	32.218	44.272	27.845	1:44.335	233	5	29.203	40.794	26.106	1:36.103	254
6	32.369	44.050	57.145	2:13.564		6	29.360	40.726	39.845	1:49.931	
32 David ROUGHLEY (QLD) (14th)						65 Hudson PITT (SA) (8th)					
1	1:16.594	48.389	29.193	2:34.176	239	1	38.559	43.491	26.892	1:48.942	251
2	33.446	46.432	28.648	1:48.526	239	2	30.295	42.147	26.544	1:38.986	254
3	32.977	45.726	28.671	1:47.374	251	3	30.203	42.101	26.470	1:38.774	248
4	32.882	45.178	28.068	1:46.128	245	4	30.110	41.826	26.524	1:38.460	254
5	32.266	44.762	28.111	1:45.139	245	5	30.435	42.119	26.661	1:39.215	248
6	32.503	44.671	27.978	1:45.152	242	6	32.369	44.982	38.725	1:56.076	
7	32.306	44.419	27.946	1:44.671	245	66 Aaiden COOTE (WA) (9th)					
8	32.016	44.405	27.724	1:44.145	245	1	38.746	43.583	26.822	1:49.151	254
9	31.814	44.301	27.573	1:43.688	228	2	30.383	42.131	26.434	1:38.948	248
50 Callum SPRIGGS (QLD) (13th)											

Scott Laing
 Chief Time Keeper - Scott Laing

Tom Williams
 Clerk of Course - Tom Williams

Computime Race Timing Systems Pty Ltd © 1996
Licensed to Computime Race Timing Systemswww.computime.com.au**COMPUTIME RACE TIMING SYSTEMS PTY LTD**

9 Timber Lane, Glen Waverley, Vic 3150. Ph : 0418 17 13 17

E-mail : scott@computime.com.au



2013



Round 4 & 5 : Sydney Motorsports Park : August 1 - 4

SUPERSPORT

Round 5 - Practice 2

Date: 02/08/13
 Event: P19
 Weather: Mostly sunny - Temp: 18.5C
 Track: Dry - Temp: 30.6C

Started at: 13:14:57
 Laps: 15 Min
 Starters: 16
 Printed at: 13:36

PROVISIONAL SPLIT TIMES

Lap	Split 1	Split 2	Split 3	Lap Time	Speed	Lap	Split 1	Split 2	Split 3	Lap Time	Speed
3	30.277	42.136	26.331	1:38.744	257	5	29.373	40.828	25.844	1:36.045	264
4	30.187	42.101	26.511	1:38.799	248	6	29.089	41.369	26.045	1:36.503	257
5	30.211	42.937	26.455	1:39.603	248	7	32.928	51.519	42.294	2:06.741	
6	30.216	46.640	27.717	1:44.573	251						
7	30.464	42.108	44.999	1:57.571							
8	1:22.780	42.164	26.573	2:31.517	242	82 Chris QUINN (NSW) (2nd)					
9	30.536	41.793	26.616	1:38.945	251	1	1:21.744	50.153	27.499	2:39.396	242
						2	30.595	43.473	26.904	1:40.972	254
						3	29.361	41.201	32.823	1:43.385	
68 Mitch LEVY (NSW) (10th)						4	2:31.046	42.342	26.040	3:39.428	260
1	39.489	44.362	27.216	1:51.067	260	5	29.538	40.647	25.898	1:36.083	251
2	30.706	42.515	26.845	1:40.066	248	6	29.288	40.564	26.031	1:35.883	254
3	30.274	42.152	26.613	1:39.039	254	7	29.088	40.560	25.955	1:35.603	251
4	29.984	42.262	26.663	1:38.909	257	8	29.030	40.671	25.930	1:35.631	254
5	30.035	42.347	26.964	1:39.346	254						
6	30.328	42.943	26.516	1:39.787	254	84 Thomas BRYDEN (NSW) (6th)					
7	30.471	46.234	26.897	1:43.602	254	1	1:00.830	47.846	28.593	2:17.269	239
8	30.184	44.381	38.159	1:52.724		2	32.063	44.035	27.048	1:43.146	245
9	1:28.780	42.832	26.905	2:38.517	236	3	30.600	42.475	26.856	1:39.931	254
						4	30.484	42.888	26.588	1:39.960	248
69 Michael LOCKART (NSW) (5th)						5	30.141	41.873	26.478	1:38.492	251
1	53.908	43.987	26.768	2:04.663	245	6	29.938	41.915	26.382	1:38.235	251
2	30.615	41.647	26.335	1:38.597	245	7	31.777	44.871	40.736	1:57.384	
3	30.074	41.167	26.098	1:37.339	245	8	1:23.499	43.908	1:15.667	3:23.074	
4	29.838	41.179	25.911	1:36.928	242						
5	29.809	44.362	41.335	1:55.506		89 Anthony VILLELLA (QLD) (16th)					
6	1:46.449	42.535	25.999	2:54.983	236	1	1:36.816	47.633	29.587	2:54.036	236
7	29.958	41.075	25.974	1:37.007	248	2	32.311	45.015	28.232	1:45.558	248
8	30.664	42.709	26.436	1:39.809	239	3	32.046	44.865	27.986	1:44.897	239
						4	32.197	44.738	28.028	1:44.963	242
78 Michael BLAIR (NSW) (4th)						5	32.603	44.399	28.039	1:45.041	248
1	34.096	42.214	26.311	1:42.621	254	6	32.751	45.016	28.161	1:45.928	242
2	29.458	41.306	25.961	1:36.725	248						
3	29.067	41.127	25.975	1:36.169	260						
4	34.753	42.866	26.132	1:43.751	254						


Scott Laing
 Chief Time Keeper - Scott Laing

Tom Williams
 Clerk of Course - Tom Williams



Computime Race Timing Systems Pty Ltd © 1996
 Licensed to Computime Race Timing Systems
www.computime.com.au

COMPUTIME RACE TIMING SYSTEMS PTY LTD
 9 Timber Lane, Glen Waverley, Vic 3150. Ph : 0418 17 13 17
 E-mail : scott@computime.com.au





2013



SUPERBIKE CHAMPIONSHIPS

BROUGHT TO YOU BY



MOTORCYCLING AUSTRALIA
www.ma.org.au



Round 4 & 5 : Sydney Motorsports Park : August 1 - 4

SUPERSPORT

Round 5 - Practice 2

Date: 02/08/13

Event: P19

Weather: Mostly sunny - Temp: 18.5C

Track: Dry - Temp: 30.6C

Started at: 13:14:57

Laps: 15 Min

Starters: 16

Printed at: 13:36

PROVISIONAL FASTEST LAPS SEQUENCE

Race Time	No	Name	Machine	Fastest Lap	On Lap
3:19.346	78	Michael BLAIR (NSW)	Yamaha YZF-R6	1:36.725	1
3:35.640	64	Aaron MORRIS (VIC)	Yamaha YZF-R6	1:36.478	1
4:55.515	78	Michael BLAIR (NSW)	Yamaha YZF-R6	1:36.169	2
4:58.211	2	Daniel FALZON (SA)	Yamaha YZF-R6	1:35.515	2

Chief Time Keeper - Scott Laing

Clerk of Course - Tom Williams



Computime Race Timing Systems Pty Ltd © 1996


Licensed to Computime Race Timing Systems

www.computime.com.au

COMPUTIME RACE TIMING SYSTEMS PTY LTD

9 Timber Lane, Glen Waverley, Vic 3150. Ph : 0418 17 13 17

E-mail : scott@computime.com.au





2013



SUPERBIKE CHAMPIONSHIPS
BROUGHT TO YOU BY



Round 4 & 5 : Sydney Motorsports Park : August 1 - 4

SUPERSPORT

Round 5 - Practice 2

Date: 02/08/13
Event: P19
Weather: Mostly sunny - Temp: 18.5C
Track: Dry - Temp: 30.6C

Started at: 13:14:57
Laps: 15 Min
Starters: 16
Printed at: 13:36

PROVISIONAL BEST PARTIAL TIMES

Pos	Name	Split 1		Split 2		Split 3		LAP	Ideal	Fastest
		Time	Name	Time	Name	Time	Name			
1	A. MORRIS	28.865	C. QUINN	40.560	D. FALZON	25.792	C. QUINN	1:35.488	1:35.603	
2	C. QUINN	29.030	D. FALZON	40.599	M. BLAIR	25.844	D. FALZON	1:35.515	1:35.515	
3	M. BLAIR	29.067	A. MORRIS	40.726	C. QUINN	25.898	A. MORRIS	1:35.656	1:35.889	
4	D. FALZON	29.124	M. BLAIR	40.828	M. LOCKART	25.911	M. BLAIR	1:35.739	1:36.045	
5	M. LOCKART	29.809	M. LOCKART	41.075	A. MORRIS	26.065	M. LOCKART	1:36.795	1:36.928	
6	T. BRYDEN	29.938	M. RAMDAN	41.735	A. COOTE	26.331	T. BRYDEN	1:38.193	1:38.235	
7	M. LEVY	29.984	A. COOTE	41.793	R. TAYLOR	26.344	A. COOTE	1:38.311	1:38.744	
8	M. RAMDAN	30.078	H. PITT	41.826	T. BRYDEN	26.382	M. RAMDAN	1:38.361	1:38.361	
9	H. PITT	30.110	T. BRYDEN	41.873	H. PITT	26.470	H. PITT	1:38.406	1:38.460	
10	R. TAYLOR	30.187	M. LEVY	42.152	M. LEVY	26.516	M. LEVY	1:38.652	1:38.909	
11	A. COOTE	30.187	A. QUINN	42.277	M. RAMDAN	26.548	R. TAYLOR	1:38.812	1:39.047	
12	A. QUINN	30.636	R. TAYLOR	42.281	A. QUINN	26.890	A. QUINN	1:39.803	1:39.803	
13	C. SPRIGGS	30.659	C. SPRIGGS	43.434	C. SPRIGGS	27.041	C. SPRIGGS	1:41.134	1:41.134	
14	D. ROUGHLEY	31.814	D. MAYES	44.050	D. ROUGHLEY	27.573	D. ROUGHLEY	1:43.688	1:43.688	
15	D. MAYES	31.982	D. ROUGHLEY	44.301	D. MAYES	27.756	D. MAYES	1:43.788	1:44.335	
16	A. VILLELLA	32.046	A. VILLELLA	44.399	A. VILLELLA	27.986	A. VILLELLA	1:44.431	1:44.897	

Scott Laing

Chief Time Keeper - Scott Laing

Tom Williams

Clerk of Course - Tom Williams



Computime Race Timing Systems Pty Ltd © 1996
Licensed to Computime Race Timing Systems

www.computime.com.au

COMPUTIME RACE TIMING SYSTEMS PTY LTD

9 Timber Lane, Glen Waverley, Vic 3150. Ph : 0418 17 13 17

E-mail : scott@computime.com.au

